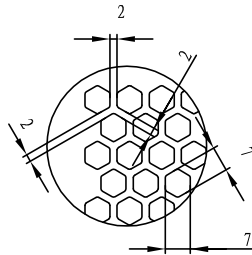
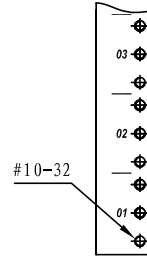


TOP

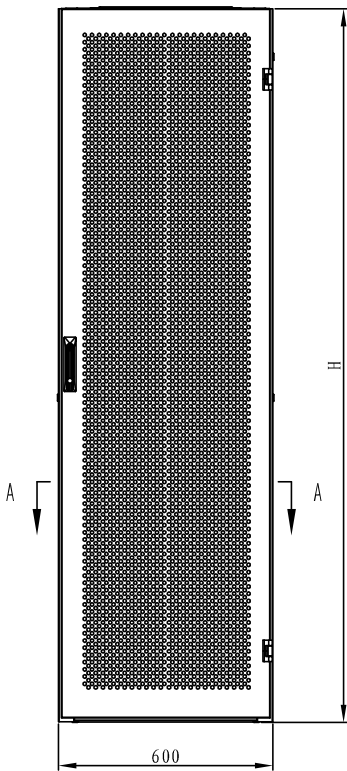


A DETAIL

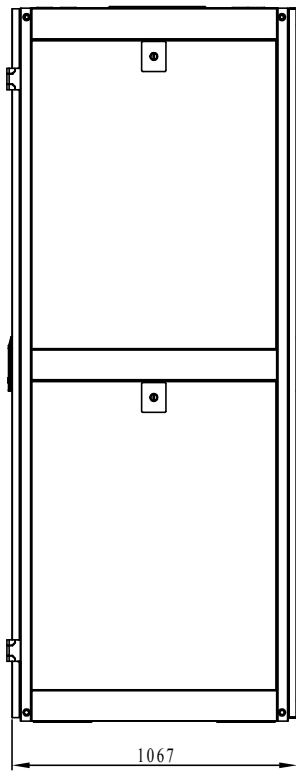


19" RAILS

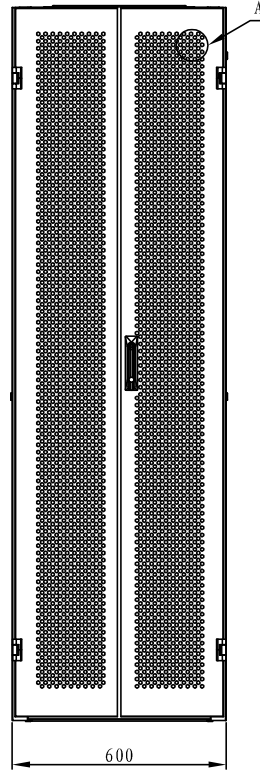
PART NUMBER	DEPTH(mm)	HEIGHT(mm)
RVX42-03995	1067	2000
RVX47-03996	1067	2223



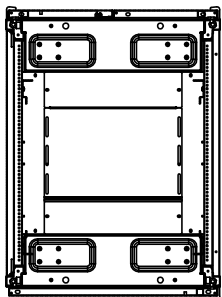
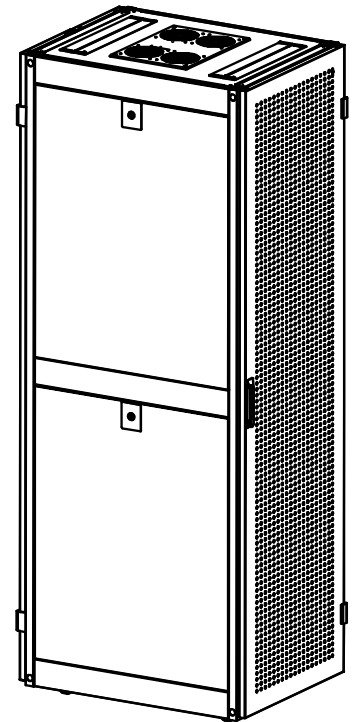
FRONT



SIDE



BACK



A-A

Installation screws			Parts list		
	Part name	QTY		Part name	QTY
	M5*10 Screws	16		Keys	6
	M6*12 Screws	4		10-32 Screws with cushion	48
	Plastic decorative cover	8		2U Blank panel	1
	M6 x 15 bolt	12		M12 Adjustable feet	4
	M12 x 40 bolt	8		Assembly Instructions	1
	Single door chains stopper	4		Castor	4
				Allen key	1

Compliance:  
ANSI/EIA RS-310D  
IEC60297-2  
DIN41494; PART 1  
DIN41494; PART 7

Material:  
SPCC cold rolled steel  
14 gauge: Rails, Caster Support Plate  
16 gauge: Top Bar  
18 gauge: Door, Top Panel, Side Frame

Loading Capacity:  
2,866 lb static loading