



CAT6A Ratcheting Modular Plug Crimping Tool



Applications

This modular crimping tool was designed for the professional installer to provide a high-leverage, ultra stable platform for consistent, high quality terminations. This tool is designed specifically for our Category 6A shielded modular plugs.


Description / Specifications

This heavy-duty modular crimping tool is the perfect solution when working with high performance, larger OD cables that are tougher to terminate due to larger gauge conductors, thicker, harder insulation on the conductors, and pair-separating splines. The ratcheting mechanism provides a consistent and complete crimp cycle every time.


How To Use:

(Terminating a CAT6A RJ45 Connector)


1. Strip off at least 1" of jacket from end of cable.




2. If applicable, fold back any foil or braid shielding. This will be used for grounding when used with shielded connectors.




3. Fan out pairs to TIA568A or TIA568B and slide conductors into load bar, if applicable. Depending on load bar style, trim conductors flush as pictured or about 1/4" of wire after load bar.



4. Insert trimmed conductors and load bar inside RJ45 connector.



5. Insert plug into crimp tool for final termination. If using shielded connectors, fold down ground clamps to make good contact with shielding.



Features & Benefits

- Suitable for shielded Category 6A network installations
- Fully seats contacts and terminates conductors for Category 6A shielded modular connectors
- Provides consistent, high quality terminations
- All steel frame with rust resistant black oxide finish
- Front loading
- Rugged PVC handles
- Packaging: Sold Individually

Related Products

Category 6A Shielded RJ45 Connectors - Bag of 50

Item No. WRJ45-04468



Ordering Information

Description	
CAT6A Ratcheting Modular Plug Crimping Tool	
Item Number	Packaging
WTRJC-05008	Sold Individually